



Auxiliary switch on the front, 1 NO + 3 NC Current path 1 NC, 1 NC, 1 NC, 1 NO for 3RH and 3RT screw terminal .1/.2, .1/.2, .1/.2, .3/.4

| General technical data  |   |
|---|---|
| product brand name  | SIRIUS  |
| suitability for use   | Contactor relay and power contactor             |
| protection class IP on the front                                  | IP20  |
| ambient temperature   |   |
| • during storage  | -55 ... +80 °C                                  |
| • during operation  | -25 ... +60 °C                                  |
| mechanical service life (switching cycles) typical                | 10 000 000                                      |
| electrical endurance (switching cycles) at AC-15 at 230 V typical | 200 000   |
| contact reliability of auxiliary contacts                         | 1 faulty switching per 100 million (17 V, 1 mA) |
| insulation voltage with degree of pollution 3 at AC rated value   | 690 V   |
| surge voltage resistance rated value                              | 6 kV  |
| Auxiliary circuit   |   |
| number of NC contacts for auxiliary contacts                      |   |
| • instantaneous contact   | 3   |
| • lagging switching   | 0   |
| number of NO contacts for auxiliary contacts                      |   |
| • instantaneous contact   | 1   |
| • leading contact   | 0   |
| operational current of auxiliary contacts at AC-12                |   |
| • at 24 V   | 10 A  |
| • at 230 V  | 10 A  |
| • maximum   | 10 A  |
| operational current   |   |
| • of auxiliary contacts   |   |
| — at AC-14  |   |
| — at 125 V  | 6 A   |
| — at 250 V  | 6 A   |
| — at AC-15  |   |
| — at 24 V   | 6 A   |
| — at 230 V  | 6 A   |
| — at 400 V  | 3 A   |
| • at AC-15 at 690 V rated value                                   | 1 A   |
| operational current   |   |
| • of auxiliary contacts at DC-12                                  |   |
| — at 24 V   | 10 A  |
| — at 110 V  | 3 A   |
| — at 220 V  | 1 A   |

|  |   |
|--|---|
| <ul style="list-style-type: none"> <li>with 2 current paths in series at DC-12 <ul style="list-style-type: none"> <li>at 24 V rated value</li> <li>at 60 V rated value</li> <li>at 110 V rated value</li> <li>at 220 V rated value</li> <li>at 440 V rated value</li> <li>at 600 V rated value</li> </ul> </li> <li>with 3 current paths in series at DC-12 <ul style="list-style-type: none"> <li>at 24 V rated value</li> <li>at 60 V rated value</li> <li>at 110 V rated value</li> <li>at 220 V rated value</li> <li>at 440 V rated value</li> <li>at 600 V rated value</li> </ul> </li> </ul>   | 10 A<br>10 A<br>4 A<br>2 A<br>1.3 A<br>0.65 A<br><br>10 A<br>10 A<br>10 A<br>3.6 A<br>2.5 A<br>1.8 A  |
| <b>operational current</b>   |   |
| <ul style="list-style-type: none"> <li>of auxiliary contacts at DC-13 <ul style="list-style-type: none"> <li>at 24 V</li> <li>at 60 V</li> <li>at 110 V</li> <li>at 220 V</li> </ul> </li> <li>with 2 current paths in series at DC-13 <ul style="list-style-type: none"> <li>at 24 V rated value</li> <li>at 60 V rated value</li> <li>at 110 V rated value</li> <li>at 220 V rated value</li> <li>at 440 V rated value</li> <li>at 600 V rated value</li> </ul> </li> <li>with 3 current paths in series at DC-13 <ul style="list-style-type: none"> <li>at 24 V rated value</li> <li>at 60 V rated value</li> <li>at 110 V rated value</li> <li>at 220 V rated value</li> <li>at 440 V rated value</li> <li>at 600 V rated value</li> </ul> </li> </ul> | 6 A<br>2 A<br>1 A<br>0.3 A<br><br>10 A<br>3.5 A<br>1.3 A<br>0.9 A<br>0.2 A<br>0.1 A<br><br>10 A<br>4.7 A<br>3 A<br>1.2 A<br>0.5 A<br>0.26 A |
| <b>Installation/ mounting/ dimensions</b>  |   |
| <b>fastening method</b>  | snap-on mounting  |
| <b>width</b>   | 36 mm   |
| <b>height</b>  | 37.5 mm   |
| <b>depth</b>   | 43.7 mm   |
| <b>Connections/ Terminals</b>  |   |
| <b>type of electrical connection for auxiliary and control circuit</b>   | screw-type terminals  |
| <b>type of connectable conductor cross-sections</b>  |   |
| <ul style="list-style-type: none"> <li>for auxiliary contacts <ul style="list-style-type: none"> <li>finely stranded <ul style="list-style-type: none"> <li>with core end processing</li> </ul> </li> </ul> </li> <li>at AWG cables for auxiliary contacts</li> </ul>  | 2x (0.5 ... 1.5 mm <sup>2</sup> ), 2x (0.75 ... 2.5 mm <sup>2</sup> )<br>2x (20 ... 16), 2x (18 ... 14)                                     |
| <b>Safety related data</b>   |   |
| <b>product function mirror contact acc. to IEC 60947-4-1</b>   | Yes   |
| <ul style="list-style-type: none"> <li>note</li> </ul>   | with 3RT2   |
| <b>product function positively driven operation acc. to IEC 60947-5-1</b>  | Yes   |
| <ul style="list-style-type: none"> <li>note</li> </ul>   | with 3RH2   |
| <b>Certificates/ approvals</b>   |   |
| <b>General Product Approval</b>  | <b>EMC</b>  |



KC



| Functional Safety/Safety of Machinery | Test Certificates | Marine / Shipping |  |  |  |
|---------------------------------------|-------------------|-------------------|--|--|--|
|---------------------------------------|-------------------|-------------------|--|--|--|

[Type Examination Certificate](#)

[Type Test Certificates/Test Report](#)

[Special Test Certificate](#)



| Marine / Shipping | other |
|-------------------|-------|
|-------------------|-------|



LRS



PRS



RINA



RMRS

[Confirmation](#)



VDE

| Railway |
|---------|
|---------|

[Type Test Certificates/Test Report](#)

[Vibration and Shock](#)

[Special Test Certificate](#)

| Further information |
|---------------------|
|---------------------|

Information- and Downloadcenter (Catalogs, Brochures,...)

<https://www.siemens.com/ic10>

Industry Mall (Online ordering system)

<https://mall.industry.siemens.com/mall/en/en/Catalog/product?mfb=3RH2911-1HA13>

Cax online generator

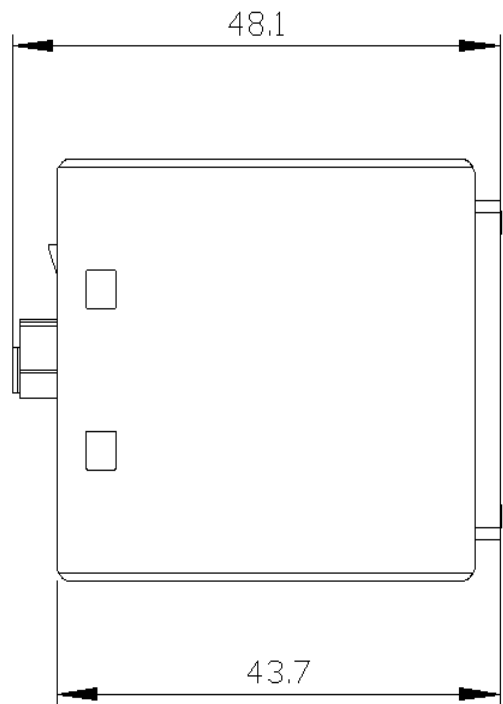
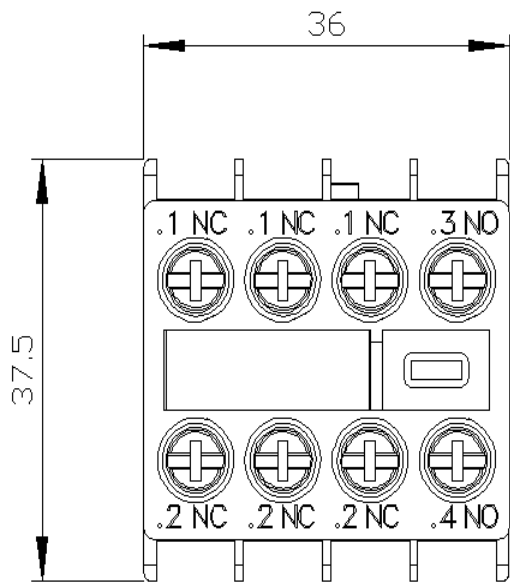
<http://support.automation.siemens.com/WW/CAXorder/default.aspx?lang=en&mfb=3RH2911-1HA13>

Service&Support (Manuals, Certificates, Characteristics, FAQs,...)

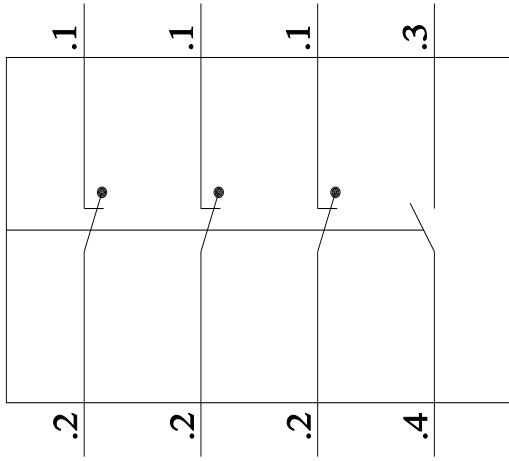
<https://support.industry.siemens.com/cs/ww/en/ps/3RH2911-1HA13>

Image database (product images, 2D dimension drawings, 3D models, device circuit diagrams, EPLAN macros, ...)

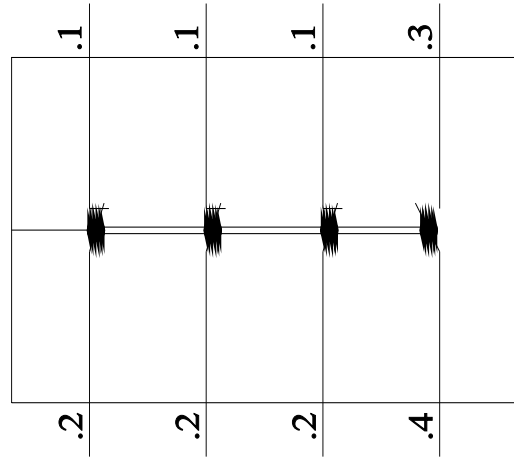
[http://www.automation.siemens.com/bilddb/cax\\_de.aspx?mfb=3RH2911-1HA13&lang=en](http://www.automation.siemens.com/bilddb/cax_de.aspx?mfb=3RH2911-1HA13&lang=en)



### 3RT2



### 3RH2



last modified:

1/18/2021 