SIEMENS

Data sheet 3VA5215-6ED31-0AA0

circuit breaker 3VA5 UL frame 250 breaking capacity class H 65kA @ 480V 3-pole, line protection TM210, FTFM, In=150A overload protection Ir=150A fixed short-circuit protection Ii=10 x In without connection

Model	
product brand name	SENTRON
product designation	Molded-case circuit breaker
product designation / according to UL file	HFAS
Product version	System protection
design of the load switch / acc. to UL 489 / Heating, Air Conditioning, and Refrigeration circuit breaker (HACR Type)	Yes
design of the load switch / acc. to UL 489 / High-Intensity-Discharge circuit breaker (HID Type)	No
design of the load switch / acc. to UL 489 / Switching Duty circuit breaker (SWD Type)	No
design of the overcurrent release	TM210
protection function of the overcurrent release	LI
number of poles	3
General technical data	
rated insulation voltage Ui	800 V
Max. rated operational voltage Ue with DC	750 V
power loss [W] / maximum	30 W
Active power loss / for rated value of the current / at AC / in hot operating state / per pole	9.7 W
mechanical service life (switching cycles) / typical	20 000
Electrical endurance (switching cycles) / at AC-1 / at 380/415 V 50/60 Hz	8 000
Electrical endurance (switching cycles) / at AC-1 / at 690 V 50/60 Hz	4 000
electrical endurance (switching cycles) / at 480 V	8 000
electrical endurance (switching cycles) / at 600 V	4 000
Neutral conductors / upgradeable/retrofittable	No
product function	
● communication function	No
● other measurement function	No
Net Weight	2 kg
Current	
marking / acc. to UL 489 / 100%-rated breaker	No
operational current	
● at 40 °C	150 A
● at 45 °C	146 A
● at 50 °C	141 A
● at 55 °C	137 A
● at 60 °C	132 A

Subject to change without notice
© Copyright Siemens

● at 65 °C	128 A
● at 70 °C	123 A
Switching capacity according to IEC 60947	
switching capacity class of the circuit breaker	H
breaking capacity maximum short-circuit current (Icu)	
● at 240 V	100 kA
● at 415 V	70 kA
● at 690 V	10 kA
breaking capacity operating short-circuit current (Ics)	
● at 240 V	100 kA
● at 415 V	70 kA
● at 690 V	10 kA
short-circuit current making capacity (Icm)	
● at 240 V	220 kA
● at 415 V	154 kA
● at 690 V	17 kA
design of short-circuit protection	For switching power values in DC networks, see the 3VA molded case circuit breaker device manual; link to be found under Service & Support in the last chapter
Switching capacity according to UL 489	
breaking capacity current	
● at 240 V	100 kA
● at 480 V	65 kA
● at 600 V	25 kA
Adjustable parameters	
Adjustable response value current / Ig min.	150 A
Adjustable response value current / Ig min.	150 A
Ground fault protection / tripping switchable / I2t=ON/OFF	No
Mechanical Design	
height [in]	7.28 in
Height	185 mm
width [in]	4.13 in
Width	105 mm
depth [in]	3.27 in
depth	83 mm
Connections	
arrangement of electrical connectors / for main current circuit	Without connection
type of electrical connection / for main current circuit	Without
Auxiliary circuit	
product component	
● undervoltage release	No
● voltage trigger	No
● trip indicator	No
number of CO contacts / for auxiliary contacts	0
Accessories	
product extension / optional / motor drive	Yes
Environmental conditions	
protection class IP / on the front	IP40
ambient temperature	
● during operation / minimum	-25 °C
● during operation / maximum	70 °C
● during storage / minimum	-40 °C
● during storage / maximum	80 °C
Certificates	
reference code / acc. to IEC 81346-2	Q
certificate of suitability / as approval for NAVAL (no combat vessels) / supplement SB	No
General Product Approval	

Subject to change without notice
© Copyright Siemens

CSA UL UL VDE

Miscellaneous

EMC	Declaration of Conformity	Marine / Shipping	other
RCM	UK Declaration of Conformity EG-Konf.	ABS RMRS	Miscellaneous

other
Miscellaneous

Further information

Information- and Downloadcenter (Catalogs, Brochures,…)
http://www.siemens.com/lowvoltage/catalogs
Industry Mall (Online ordering system)
https://mall.industry.siemens.com/mall/en/en/Catalog/product?mlfb=3VA5215-6ED31-0AA0
Service&Support (Manuals, Certificates, Characteristics, FAQs,...)
https://support.industry.siemens.com/cs/ww/en/ps/3VA5215-6ED31-0AA0
Image database (product images, 2D dimension drawings, 3D models, device circuit diagrams, ...)
http://www.automation.siemens.com/bilddb/cax_en.aspx?mlfb=3VA5215-6ED31-0AA0
CAx-Online-Generator
http://www.siemens.com/cax
Tender specifications
http://www.siemens.com/specifications

Subject to change without notice
© Copyright Siemens

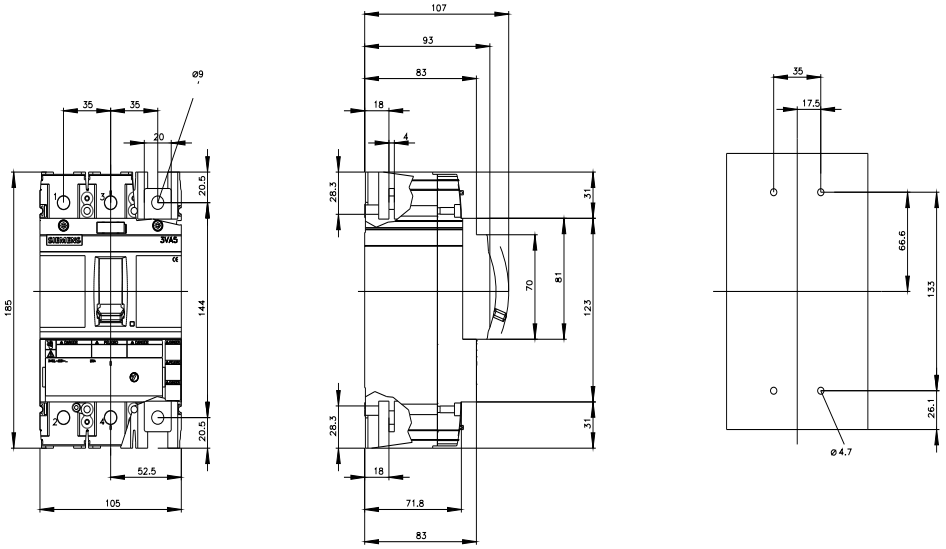

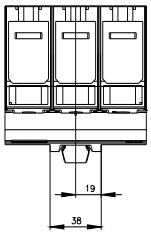

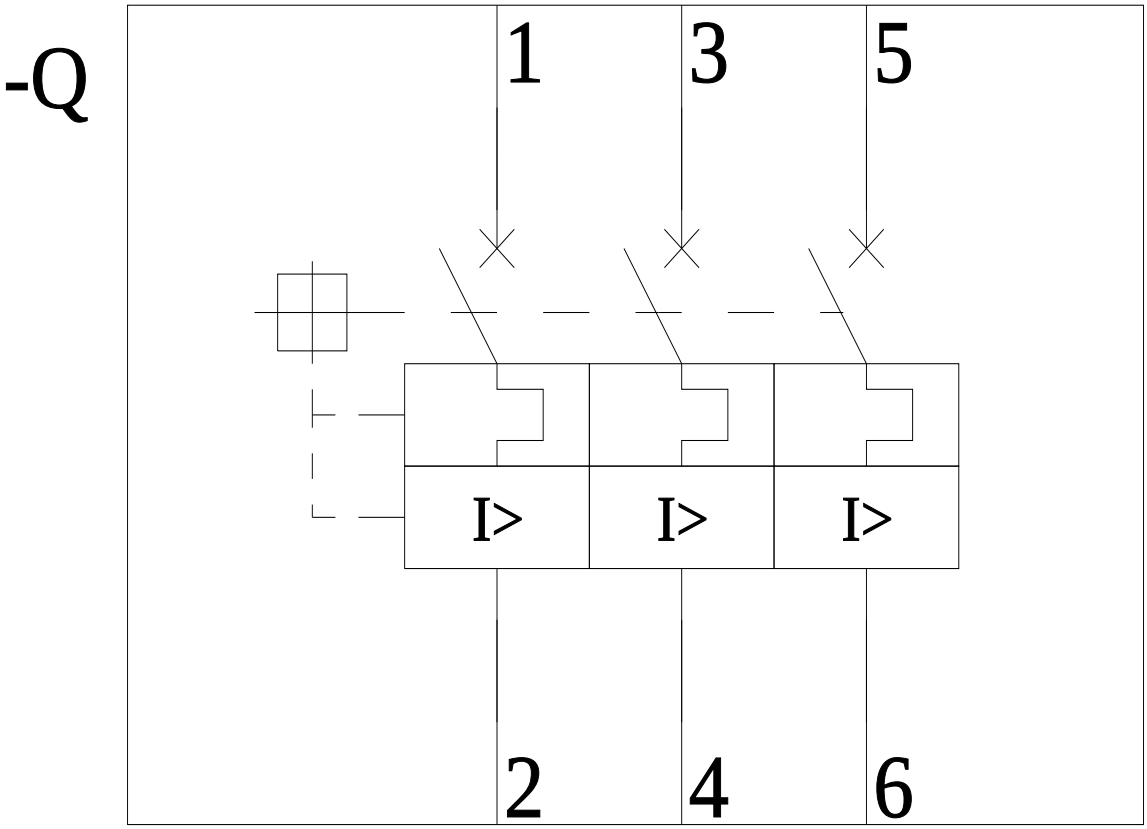

Subject to change without notice
© Copyright Siemens

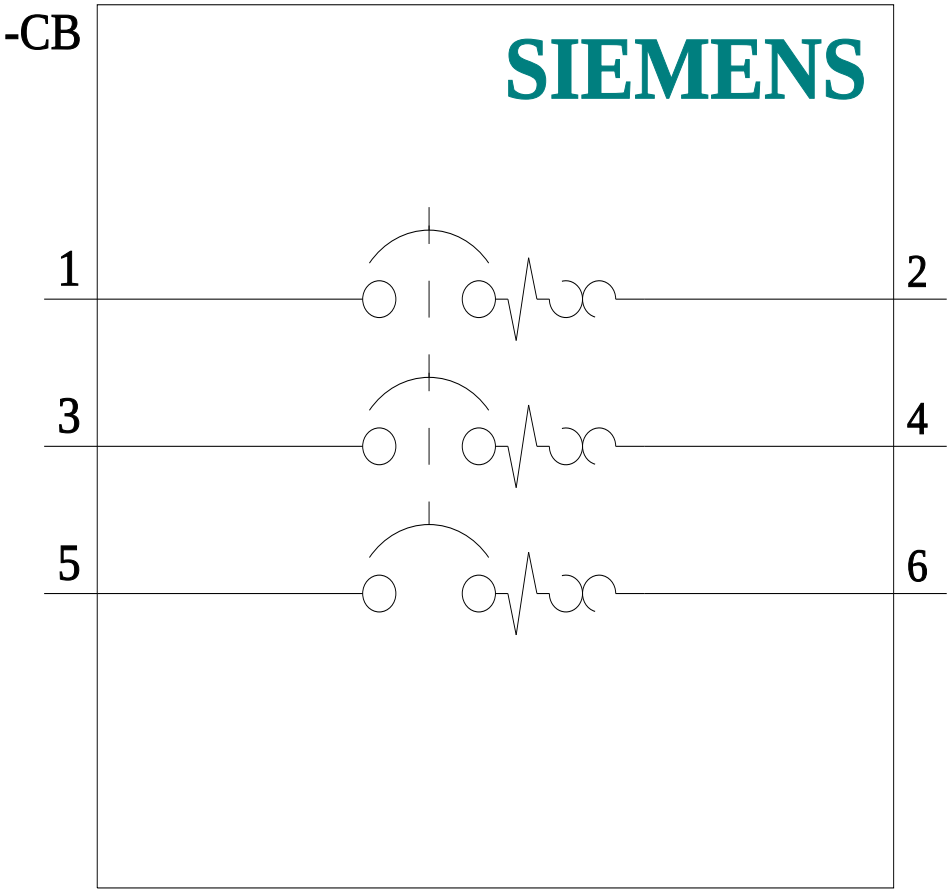

last modified: 10/21/2021

Subject to change without notice
© Copyright Siemens

Subject to change without notice
© Copyright Siemens