



Auxiliary switch on the front, 3 NO + 1 NC Current path 1 NO, 1 NC, 1 NO, 1 NO for 3RH and 3RT screw terminal 53/54, 61/62, 71/72, 81/82

General technical data	
product brand name	SIRIUS
suitability for use	Contactor relay and power contactor
protection class IP on the front	IP20
ambient temperature	
• during storage	-55 ... +80 °C
• during operation	-25 ... +60 °C
mechanical service life (switching cycles) typical	10 000 000
electrical endurance (switching cycles) at AC-15 at 230 V typical	200 000
contact reliability of auxiliary contacts	1 faulty switching per 100 million (17 V, 1 mA)
insulation voltage with degree of pollution 3 at AC rated value	690 V
surge voltage resistance rated value	6 kV
Auxiliary circuit	
number of NC contacts for auxiliary contacts	
• instantaneous contact	1
• lagging switching	0
number of NO contacts for auxiliary contacts	
• instantaneous contact	3
• leading contact	0
operational current of auxiliary contacts at AC-12	
• at 24 V	10 A
• at 230 V	10 A
• maximum	10 A
operational current	
• of auxiliary contacts	
— at AC-14	
— at 125 V	6 A
— at 250 V	6 A
— at AC-15	
— at 24 V	6 A
— at 230 V	6 A
— at 400 V	3 A
• at AC-15 at 690 V rated value	1 A
operational current	
• of auxiliary contacts at DC-12	
— at 24 V	10 A
— at 110 V	3 A
— at 220 V	1 A

<ul style="list-style-type: none">• with 2 current paths in series at DC-12<ul style="list-style-type: none">— at 24 V rated value— at 60 V rated value— at 110 V rated value— at 220 V rated value— at 440 V rated value— at 600 V rated value• with 3 current paths in series at DC-12<ul style="list-style-type: none">— at 24 V rated value— at 60 V rated value— at 110 V rated value— at 220 V rated value— at 440 V rated value— at 600 V rated value	10 A 10 A 4 A 2 A 1.3 A 0.65 A	
operational current <ul style="list-style-type: none">• of auxiliary contacts at DC-13<ul style="list-style-type: none">— at 24 V— at 60 V— at 110 V— at 220 V• with 2 current paths in series at DC-13<ul style="list-style-type: none">— at 24 V rated value— at 60 V rated value— at 110 V rated value— at 220 V rated value— at 440 V rated value— at 600 V rated value• with 3 current paths in series at DC-13<ul style="list-style-type: none">— at 24 V rated value— at 60 V rated value— at 110 V rated value— at 220 V rated value— at 440 V rated value— at 600 V rated value	6 A 2 A 1 A 0.3 A 10 A 3.5 A 1.3 A 0.9 A 0.2 A 0.1 A 10 A 4.7 A 3 A 1.2 A 0.5 A 0.26 A	
Installation/ mounting/ dimensions		
fastening method	snap-on mounting	
width	36 mm	
height	37.5 mm	
depth	43.7 mm	
Connections/ Terminals		
type of electrical connection for auxiliary and control circuit	screw-type terminals	
type of connectable conductor cross-sections <ul style="list-style-type: none">• for auxiliary contacts<ul style="list-style-type: none">— finely stranded— with core end processing• at AWG cables for auxiliary contacts	2x (0.5 ... 1.5 mm²), 2x (0.75 ... 2.5 mm²) 2x (20 ... 16), 2x (18 ... 14)	
Safety related data		
product function mirror contact acc. to IEC 60947-4-1 <ul style="list-style-type: none">• note	Yes with 3RT2	
product function positively driven operation acc. to IEC 60947-5-1 <ul style="list-style-type: none">• note	Yes with 3RH2	
Certificates/ approvals		
General Product Approval	EMC	Functional Safety/Safety of Machinery



[Type Examination Certificate](#)

Test Certificates

Marine / Shipping

[Special Test Certificate](#)

[Type Test Certificates/Test Report](#)



Marine / Shipping

other

Railway



[Confirmation](#)



[Special Test Certificate](#)

Railway

[Vibration and Shock](#)

Further information

Information- and Downloadcenter (Catalogs, Brochures,...)

<https://www.siemens.com/ic10>

Industry Mall (Online ordering system)

<https://mall.industry.siemens.com/mall/en/en/Catalog/product?mlfb=3RH2911-1XA31-0MA0>

Cax online generator

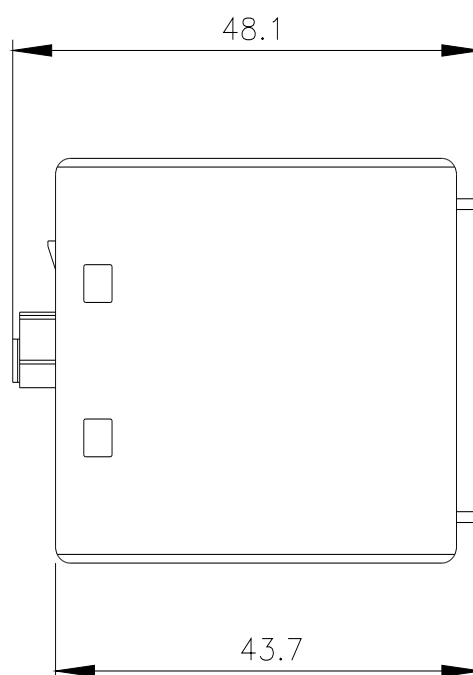
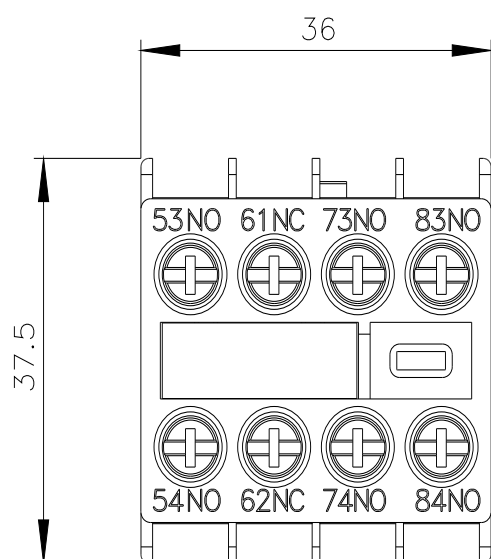
<http://support.automation.siemens.com/WW/CAXorder/default.aspx?lang=en&mlfb=3RH2911-1XA31-0MA0>

Service&Support (Manuals, Certificates, Characteristics, FAQs,...)

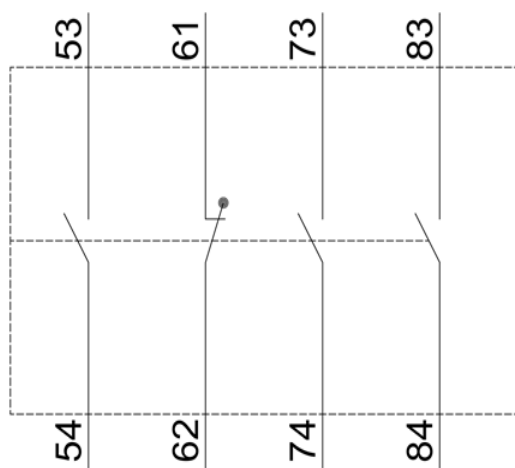
<https://support.industry.siemens.com/cs/ww/en/ps/3RH2911-1XA31-0MA0>

Image database (product images, 2D dimension drawings, 3D models, device circuit diagrams, EPLAN macros, ...)

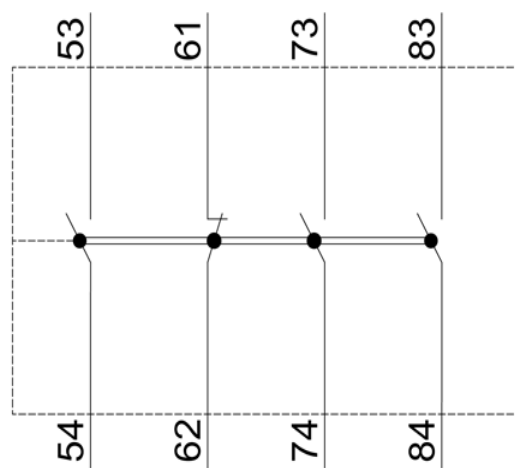
http://www.automation.siemens.com/bilddb/cax_de.aspx?mlfb=3RH2911-1XA31-0MA0&lang=en



3RT2



3RH2



last modified:

1/10/2021 