

## Diode module - QUINT-DIODE/12-24DC/2X20/1X40 - 2320157

Please be informed that the data shown in this PDF Document is generated from our Online Catalog. Please find the complete data in the user's documentation. Our General Terms of Use for Downloads are valid (<http://download.phoenixcontact.com>)



DIN rail diode module 12-24 V DC/2x20 A or 1x40 A. Uniform redundancy up to the consumer.

### Product Features

- ✓ Flexible
- ✓ Rugged design
- ✓ Consistent redundancy up to the load



### Key commercial data

Packing unit	1 PCE
Catalog page	Page 627 (IF-2011)
GTIN	 4 046356 524766
Custom tariff number	85044082
Country of origin	CHINA

### Technical data

#### Input data

Nominal input voltage	12 V DC ... 24 V DC
DC input voltage range	10 V DC ... 30 V DC
Nominal input current $I_N$	2x 20 A (-25 °C ... 60 °C)
Nominal input current $I_N$	1x 40 A (-25 °C ... 60 °C)
Maximum current $I_{max}$	2x 30 A (-25°C ... 40°C)
Maximum current $I_{max}$	1x 60 A (-25°C ... 40°C)
Nominal input current $I_N$	2x 20 A (-25 °C ... 60 °C)

# Diode module - QUINT-DIODE/12-24DC/2X20/1X40 - 2320157

## Technical data

### Input data

Nominal input current $I_N$	1x 40 A (-25 °C ... 60 °C)
Maximum current $I_{max}$	2x 30 A (-25°C ... 40°C)
Maximum current $I_{max}$	1x 60 A (-25°C ... 40°C)

### Output data

Output current	40 A (Increasing power)
Output current	20 A (Redundancy)
Derating	60 °C ... 70 °C (2.5%/K)
Power loss nominal load max.	10 W ( $I_{OUT} = 20$ A)

### General data

Width	50 mm
Height	130 mm
Depth	125 mm
Net weight	0.75 kg
Efficiency	> 97 %
Efficiency	> 97 %
Degree of protection	IP20
Protection class	III
Ambient temperature (operation)	-40 °C ... 70 °C (> 60 °C derating)
Ambient temperature (storage/transport)	-40 °C ... 85 °C
Max. permissible relative humidity (operation)	≤ 95 % (at 25 °C, no condensation)
Mounting position	horizontal DIN rail NS 35, EN 60715
Assembly instructions	Alignable: 5 mm horizontally, 15 mm next to active components, 50 mm vertically
Electromagnetic compatibility	Conformance with EMC Directive 2004/108/EC
Low Voltage Directive	Conformance with Low Voltage Directive 2006/95/EC
ATEX	# II 3G Ex nA IIC T4 Gc
ATEX	KEMA 10 ATEX 0165X
IECEX	Ex nA IIC T4 Gc
IECEX	IECEX KEM 10.0091
Standard - Electrical safety	EN 60950-1/VDE 0805 (SELV)
Standard – Electronic equipment for use in electrical power installations and their assembly into electrical power installations	EN 50178/VDE 0160 (PELV)
Standard – Safety extra-low voltage	IEC 60950-1 (SELV) and EN 60204 (PELV)
Standard - Safe isolation	DIN VDE 0100-410
Standard - Safe isolation	DIN VDE 0106-1010
Standard – Protection against electric shock	DIN 57100-410

## Diode module - QUINT-DIODE/12-24DC/2X20/1X40 - 2320157

### Technical data

#### General data

Standard – Protection against shock currents, basic requirements for protective separation in electrical equipment	DIN VDE 0106-101
UL approvals	UL/C-UL listed UL 508
UL approvals	UL/C-UL Recognized UL 60950
UL approvals	UL ANSI/ISA-12.12.01 Class I, Division 2, Groups A, B, C, D (Hazardous Location)

#### Connection data, input

Connection method	Screw connection
Conductor cross section solid min.	0.2 mm <sup>2</sup>
Conductor cross section solid max.	6 mm <sup>2</sup>
Conductor cross section stranded min.	0.2 mm <sup>2</sup>
Conductor cross section stranded max.	4 mm <sup>2</sup>
Conductor cross section AWG/kcmil min.	12
Conductor cross section AWG/kcmil max	10
Stripping length	7 mm
Screw thread	M3

#### Connection data, output

Connection method	Screw connection
Conductor cross section solid min.	0.5 mm <sup>2</sup>
Conductor cross section solid max.	16 mm <sup>2</sup>
Conductor cross section stranded min.	0.5 mm <sup>2</sup>
Conductor cross section stranded max.	16 mm <sup>2</sup>
Conductor cross section AWG/kcmil min.	10
Conductor cross section AWG/kcmil max	6
Stripping length	10 mm

### Classifications

#### ETIM

ETIM 4.0	EC000599
ETIM 5.0	EC000599

#### UNSPSC

UNSPSC 11	39121004
UNSPSC 12.01	39121004
UNSPSC 13.2	39121004
UNSPSC 6.01	30211502

## Diode module - QUINT-DIODE/12-24DC/2X20/1X40 - 2320157

### Classifications

#### UNSPSC

UNSPSC 7.0901	39121004
---------------	----------

#### eCl@ss

eCl@ss 4.0	27250311
eCl@ss 4.1	27250311
eCl@ss 5.0	27242213
eCl@ss 5.1	27242213
eCl@ss 6.0	27049005
eCl@ss 7.0	27049005

### Approvals

#### Approvals

#### Approvals


UL Recognized / UL Listed / cUL Recognized / cUL Listed / RINA / GL / cULus Recognized / cULus Listed

#### Ex Approvals

IECEx / ATEX / UL Listed / cUL Listed / cULus Listed

#### Approvals submitted

### Approval details

UL Recognized 
---

UL Listed 
---

cUL Recognized 
--


## Diode module - QUINT-DIODE/12-24DC/2X20/1X40 - 2320157

### Approvals

cUL Listed 

RINA

GL

cULus Recognized 

cULus Listed 

### Accessories

#### Accessories

Assembly adapters - UWA 182/52 - 2938235



Universal wall adapter

Assembly adapters - QUINT-PS-ADAPTERS7/1 - 2938196



Assembly adapter for QUINT-PS... power supply on S7-300 rail

## Diode module - QUINT-DIODE/12-24DC/2X20/1X40 - 2320157

### Accessories

Assembly adapters - UTA 107/30 - 2320089

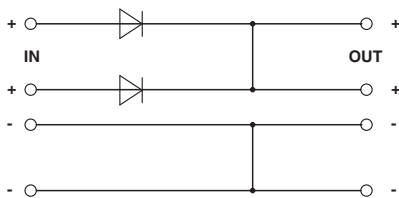


Universal DIN rail adapter

---

### Drawings

Block diagram



Block diagram

