

## Feed-through terminal block - ST 4 - 3031364

Please be informed that the data shown in this PDF Document is generated from our Online Catalog. Please find the complete data in the user's documentation. Our General Terms of Use for Downloads are valid (<http://download.phoenixcontact.com>)




Feed-through terminal block, Connection method: Spring-cage connection, Cross section: 0.08 mm<sup>2</sup> - 6 mm<sup>2</sup>, AWG: 28 - 10, Width: 6.2 mm, Color: gray, Mounting type: NS 35/7.5, NS 35/15

### Product Features

- ✓ As well as saving space, the compact design and front connection enable user-friendly wiring in a small amount of space
- ✓ The consistent double function shaft offers every opportunity for time-saving potential distribution and accommodating test accessories
- ✓ The large wiring space enables the use of conductors with ferrules and plastic collars within the nominal cross section



### Key commercial data

Packing unit	1 PCE
Minimum order quantity	50 PCE
Catalog page	Page 145 (CL1-2011)
GTIN	 4 017918 186838
Custom tariff number	85369010
Country of origin	GERMANY

### Technical data

#### General

Number of levels	1
Number of connections	2
Color	gray
Insulating material	PA
Inflammability class according to UL 94	V0

#### Dimensions

Width	6.2 mm
Length	56 mm

## Feed-through terminal block - ST 4 - 3031364

### Technical data

#### Dimensions

Height NS 35/7,5	36.5 mm
Height NS 35/15	44 mm

#### Technical data

Maximum load current	40 A (with 6 mm <sup>2</sup> conductor cross section)
Rated surge voltage	8 kV
Pollution degree	3
Surge voltage category	III
Insulating material group	I
Connection in acc. with standard	IEC 60947-7-1
Nominal current I <sub>N</sub>	32 A
Nominal voltage U <sub>N</sub>	800 V
Open side panel	ja

#### Connection data

Conductor cross section solid min.	0.08 mm <sup>2</sup>
Conductor cross section solid max.	6 mm <sup>2</sup>
Conductor cross section AWG/kcmil min.	28
Conductor cross section AWG/kcmil max.	10
Conductor cross section stranded min.	0.08 mm <sup>2</sup>
Conductor cross section stranded max.	4 mm <sup>2</sup>
Min. AWG conductor cross section, stranded	28
Max. AWG conductor cross section, stranded	12
Conductor cross section stranded, with ferrule without plastic sleeve min.	0.14 mm <sup>2</sup>
Conductor cross section stranded, with ferrule without plastic sleeve max.	4 mm <sup>2</sup>
Conductor cross section stranded, with ferrule with plastic sleeve min.	0.14 mm <sup>2</sup>
Conductor cross section stranded, with ferrule with plastic sleeve max.	4 mm <sup>2</sup>
2 conductors with same cross section, stranded, TWIN ferrules with plastic sleeve, min.	0.5 mm <sup>2</sup>
2 conductors with same cross section, stranded, TWIN ferrules with plastic sleeve, max.	1 mm <sup>2</sup>
Connection method	Spring-cage connection
Stripping length	8 mm ... 10 mm
Internal cylindrical gage	A4

### Classifications

#### ETIM

ETIM 2.0	EC000897
----------	----------

# Feed-through terminal block - ST 4 - 3031364

## Classifications

### ETIM

ETIM 3.0	EC000897
ETIM 4.0	EC000897
ETIM 5.0	EC000897

### UNSPSC

UNSPSC 11	39121410
UNSPSC 12.01	39121410
UNSPSC 13.2	39121410
UNSPSC 6.01	30211811
UNSPSC 7.0901	39121410

### eCl@ss

eCl@ss 4.0	27141121
eCl@ss 4.1	27141121
eCl@ss 5.0	27141120
eCl@ss 5.1	27141120
eCl@ss 6.0	27141120
eCl@ss 7.0	27141120

## Approvals

### Approvals

---

#### Approvals

CSA / UL Recognized / VDE Gutachten mit Fertigungsüberwachung / cUL Recognized / GOST / LR / GL / BV / DNV / RS / ABS / KR / NK / IECCEB CB Scheme / GOST / VDE Gutachten mit Fertigungsüberwachung / IECCEB CB Scheme / cULus Recognized

---

#### Ex Approvals

IECEX / ATEX

---

#### Approvals submitted

---

#### Approval details

# Feed-through terminal block - ST 4 - 3031364

## Approvals

CSA

	B	C
mm <sup>2</sup> /AWG/kcmil	28-10	28-10
Nominal current I <sub>N</sub>	30 A	30 A
Nominal voltage U <sub>N</sub>	600 V	600 V

UL Recognized

	B	C
mm <sup>2</sup> /AWG/kcmil	28-10	28-10
Nominal current I <sub>N</sub>	30 A	30 A
Nominal voltage U <sub>N</sub>	600 V	600 V

VDE Gutachten mit Fertigungsüberwachung

mm <sup>2</sup> /AWG/kcmil	0.2-4
Nominal current I <sub>N</sub>	32 A
Nominal voltage U <sub>N</sub>	800 V

cUL Recognized

	B	C
mm <sup>2</sup> /AWG/kcmil	28-10	28-10
Nominal current I <sub>N</sub>	30 A	30 A
Nominal voltage U <sub>N</sub>	600 V	600 V

GOST

LR

## Feed-through terminal block - ST 4 - 3031364

### Approvals

GL	
mm <sup>2</sup> /AWG/kcmil	4
Nominal current I <sub>N</sub>	32 A
Nominal voltage U <sub>N</sub>	800 V

BV
----


DNV
-----


RS
----

ABS	
mm <sup>2</sup> /AWG/kcmil	20-10
Nominal current I <sub>N</sub>	30 A
Nominal voltage U <sub>N</sub>	600 V

KR
----


NK
----


IECEE CB Scheme 	
mm <sup>2</sup> /AWG/kcmil	4
Nominal voltage U <sub>N</sub>	800 V


GOST 
--

# Feed-through terminal block - ST 4 - 3031364

## Approvals

VDE Gutachten mit Fertigungsüberwachung 	
mm <sup>2</sup> /AWG/kcmil	0.2-4
Nominal current I <sub>N</sub>	32 A
Nominal voltage U <sub>N</sub>	800 V

IECEE CB Scheme 	
mm <sup>2</sup> /AWG/kcmil	4
Nominal voltage U <sub>N</sub>	800 V

cULus Recognized 	
--	--

## Accessories

Accessories

Assembly

End cover - D-ST 4 - 3030420



End cover, Length: 56 mm, Width: 2.2 mm, Height: 36.5 mm, Color: gray

Partition plate - ATP-ST 4 - 3030721



Partition plate, Length: 61 mm, Width: 2 mm, Height: 42 mm, Color: gray

## Feed-through terminal block - ST 4 - 3031364

### Accessories

DIN rail perforated - NS 35/ 7,5 PERF 2000MM - 0801733



DIN rail, material: steel galvanized and passivated with a thick layer, perforated, height 7.5 mm, width 35 mm, length: 2000 mm

---

DIN rail - NS 35/ 7,5 UNPERF 2000MM - 0801681



DIN rail, material: Steel, unperforated, height 7.5 mm, width 35 mm, length: 2 m

---

DIN rail - NS 35/ 7,5 WH PERF 2000MM - 1204119



DIN rail 35 mm (NS 35)

---

DIN rail - NS 35/ 7,5 WH UNPERF 2000MM - 1204122



DIN rail 35 mm (NS 35)

---

DIN rail - NS 35/ 7,5 AL UNPERF 2000MM - 0801704



DIN rail, material: Aluminum, unperforated, height 7.5 mm, width 35 mm, length: 2 m

---

## Feed-through terminal block - ST 4 - 3031364

### Accessories

DIN rail - NS 35/ 7,5 ZN PERF 2000MM - 1206421



DIN rail, material: Galvanized, perforated, height 7.5 mm, width 35 mm, length: 2 m

---

DIN rail - NS 35/ 7,5 ZN UNPERF 2000MM - 1206434



DIN rail, material: Galvanized, unperforated, height 7.5 mm, width 35 mm, length: 2 m

---

DIN rail - NS 35/ 7,5 CU UNPERF 2000MM - 0801762



DIN rail, material: Copper, unperforated, height 7.5 mm, width 35 mm, length: 2 m

---

End cap - NS 35/ 7,5 CAP - 1206560



DIN rail end piece, for DIN rail NS 35/7.5

---

DIN rail perforated - NS 35/15 PERF 2000MM - 1201730



DIN rail, material: steel galvanized and passivated with a thick layer, perforated, height 15 mm, width 35 mm, length: 2000 mm

---



## Feed-through terminal block - ST 4 - 3031364

### Accessories

DIN rail - NS 35/15 UNPERF 2000MM - 1201714



DIN rail, material: Steel, unperforated, height 15 mm, width 35 mm, length: 2 m

---

DIN rail - NS 35/15 WH PERF 2000MM - 0806602



DIN rail 35 mm (NS 35)

---

DIN rail - NS 35/15 WH UNPERF 2000MM - 1204135



DIN rail 35 mm (NS 35)

---

DIN rail, unperforated - NS 35/15 AL UNPERF 2000MM - 1201756



DIN rail, deep drawn, high profile, unperforated, 1.5 mm thick, material: aluminum, height 15 mm, width 35 mm, length 2000 mm

---

DIN rail - NS 35/15 ZN PERF 2000MM - 1206599



DIN rail, material: Galvanized, perforated, height 15 mm, width 35 mm, length: 2 m

---

## Feed-through terminal block - ST 4 - 3031364

### Accessories

DIN rail - NS 35/15 ZN UNPERF 2000MM - 1206586



DIN rail, material: Galvanized, unperforated, height 15 mm, width 35 mm, length: 2 m

---

DIN rail - NS 35/15 CU UNPERF 2000MM - 1201895



DIN rail, material: Copper, unperforated, 1.5 mm thick, height 15 mm, width 35 mm, length: 2 m

---

End cap - NS 35/15 CAP - 1206573



DIN rail end piece, for DIN rail NS 35/15

---

DIN rail - NS 35/15-2,3 UNPERF 2000MM - 1201798



DIN rail, material: Steel, unperforated, 2.3 mm thick, height 15 mm, width 35 mm, length: 2 m

---

Spacer plate - DP PS-6 - 3036738



Spacer plate, Color: red

---

## Feed-through terminal block - ST 4 - 3031364

### Accessories

End clamp - CLIPFIX 35 - 3022218



Snap-on end bracket, for 35 mm NS 35/7.5 or NS 35/15 DIN rail, can be fitted with Zack strip ZB 8 and ZB 8/27, terminal strip marker KLM 2 and KLM, width: 9.5 mm, color: gray

End clamp - CLIPFIX 35-5 - 3022276



Quick mounting end clamp for NS 35/7,5 DIN rail or NS 35/15 DIN rail, can be fitted with ZB 5 and ZBF 5 zack marker strip, KLM 2, KLM3, and KML3L terminal strip marker, parking option for FBS...5, FBS...6, KSS 5, KSS 6, width: 5.15 mm, color: gray

End clamp - E/NS 35 N - 0800886



End clamp, width: 9.5 mm, color: gray

End clamp - E/UK - 1201442



End clamp, for assembly on NS 32 or NS 35/7.5 DIN rail

End clamp - E/UK 1 - 1201413



End clamps, for supporting the ends of double-level and three-level terminal blocks, width: 10 mm, color: gray

### Bridges

## Feed-through terminal block - ST 4 - 3031364

### Accessories

Plug-in bridge - FBS 20-6 - 3030365



Plug-in bridge, Number of positions: 20, Color: red

---

Plug-in bridge - FBS 10-6 - 3030271



Plug-in bridge, Number of positions: 10, Color: red

---

Plug-in bridge - FBS 5-6 - 3030349



Plug-in bridge, Number of positions: 5, Color: red

---

Plug-in bridge - FBS 4-6 - 3030255



Plug-in bridge, Number of positions: 4, Color: red

---

Plug-in bridge - FBS 3-6 - 3030242



Plug-in bridge, Number of positions: 3, Color: red

---

## Feed-through terminal block - ST 4 - 3031364

### Accessories

Plug-in bridge - FBS 2-6 - 3030336



Plug-in bridge, Number of positions: 2, Color: red

---

Plug-in bridge - FBSR 2-6 - 3033715



Plug-in bridge, Number of positions: 2, Color: red

---

Plug-in bridge - FBSR 10-6 - 3033716



Plug-in bridge, Number of positions: 10, Color: red

---

### Marking

Warning cover - WST 4 - 3030954



Warning cover, Strip, yellow, labeled, Mounting type: Plug in, Lettering field: 4.5 x 5.55 mm

---

Group marker label for terminal marking - GBS 5-25X12 - 0810588



Group marker label, snaps onto terminal center for screw, spring-cage and quick connection terminal blocks, labeled with a 25 x 12 mm label or manually with the B-STIFT, in the foot part with ZB 5

---

## Feed-through terminal block - ST 4 - 3031364

### Accessories

Group marker label for terminal marking - GBS-ZB/26X6 - 0809298



Group marking label, snaps onto terminal center for screw, spring-cage and quick connection terminal blocks, labeled with ESL 26x6 mm or EST 25x6 mm, in the foot part with Zack marker strip, length: 29 mm

---

Zack marker strip - ZB 6:UNBEDRUCKT - 1051003



Zack marker strip, Strip, white, Unlabeled, Can be labeled with: Plotter, Mounting type: Snap into tall marker groove, For terminal block width: 6.2 mm, Lettering field: 6.15 x 10.5 mm

---

Zack marker strip - ZB 6 CUS - 0824992



Zack marker strip, Can be ordered: Strip, white, Labeled according to customer specifications, Mounting type: Snap into tall marker groove, For terminal block width: 6.2 mm, Lettering field: 6.15 x 10.5 mm

---

Marker for terminal blocks - UC-TM 6 - 0818085



Marker for terminal blocks, Sheet, white, Unlabeled, Can be labeled with: BLUEMARK CLED, Bluemark, Plotter, Mounting type: Snap into tall marker groove, For terminal block width: 6.2 mm, Lettering field: 5.6 x 10.5 mm

---

Marker for terminal blocks - UC-TM 6 CUS - 0824589



Marker for terminal blocks, Can be ordered: By sheet, white, Labeled according to customer specifications, Mounting type: Snap into tall marker groove, For terminal block width: 6.2 mm, Lettering field: 5.6 x 10.5 mm

## Feed-through terminal block - ST 4 - 3031364

### Accessories

#### Marker for terminal blocks - UCT-TM 6 - 0828736



Marker for terminal blocks. Sheet, white, Unlabeled, Can be labeled with: Thermomark C+, Thermomark C, BLUEMARK CLED, Bluemark, Mounting type: Snap into tall marker groove, For terminal block width: 6.2 mm, Lettering field: 5.6 x 10.5 mm

---

#### Marker for terminal blocks - UCT-TM 6 CUS - 0829602



Marker for terminal blocks, Can be ordered: By sheet, white, Labeled according to customer specifications, Mounting type: Snap into tall marker groove, For terminal block width: 6.2 mm, Lettering field: 5.6 x 10.5 mm

---

#### Zack Marker strip, flat - ZBF 6:UNBEDRUCKT - 0808710



Zack Marker strip, flat, Strip, white, Unlabeled, Can be labeled with: Plotter, Mounting type: Snap into flat marker groove, For terminal block width: 6.2 mm, Lettering field: 5.15 x 6.15 mm

---

#### Zack Marker strip, flat - ZBF 6 CUS - 0825027



Zack Marker strip, flat, Can be ordered: Strip, white, Labeled according to customer specifications, Mounting type: Snap into flat marker groove, For terminal block width: 6.2 mm, Lettering field: 5.15 x 6.15 mm

---

#### Marker for terminal blocks - UC-TMF 6 - 0818140



Marker for terminal blocks, Sheet, white, Unlabeled, Can be labeled with: BLUEMARK CLED, Bluemark, Plotter, Mounting type: Snap into flat marker groove, For terminal block width: 6.2 mm, Lettering field: 5.6 x 5.1 mm

## Feed-through terminal block - ST 4 - 3031364

### Accessories

#### Marker for terminal blocks - UC-TMF 6 CUS - 0824646



Marker for terminal blocks, Can be ordered: By sheet, white, Labeled according to customer specifications, Mounting type: Snap into flat marker groove, For terminal block width: 6.2 mm, Lettering field: 5.6 x 5.1 mm

---

#### Marker for terminal blocks - UCT-TMF 6 - 0828746



Marker for terminal blocks, Sheet, white, Unlabeled, Can be labeled with: Thermomark C+, Thermomark C, BLUEMARK CLED, Bluemark, Mounting type: Snap into flat marker groove, For terminal block width: 6.2 mm, Lettering field: 5.4 x 4.7 mm

---

#### Marker for terminal blocks - UCT-TMF 6 CUS - 0829665



Marker for terminal blocks, Can be ordered: By sheet, white, Labeled according to customer specifications, Mounting type: Snap into flat marker groove, For terminal block width: 6.2 mm, Lettering field: 5.4 x 4.7 mm

---

### Plug/Adapter

#### Reducing plug - RPS - 0201647



Reducing plug, Color: gray

---

#### Test plugs - MPS-MT - 0201744



Test plugs



## Feed-through terminal block - ST 4 - 3031364

### Accessories

Insulating sleeve - MPS-IH WH - 0201663



Insulating sleeve, Color: white

---

Insulating sleeve - MPS-IH RD - 0201676



Insulating sleeve, Color: red

---

Insulating sleeve - MPS-IH BU - 0201689



Insulating sleeve, Color: blue

---

Insulating sleeve - MPS-IH YE - 0201692



Insulating sleeve, Color: yellow

---

Insulating sleeve - MPS-IH GN - 0201702



Insulating sleeve, Color: green

---

## Feed-through terminal block - ST 4 - 3031364

### Accessories

Insulating sleeve - MPS-IH GY - 0201728



Insulating sleeve, Color: gray

---

Insulating sleeve - MPS-IH BK - 0201731



Insulating sleeve, Color: black

---

Insulating sleeve - ISH 4/0,5 - 3002885



Insulating sleeve, Color: gray

---

Insulating sleeve - ISH 4/1,0 - 3002898



Insulating sleeve, Color: black

---

Test adapter - PAI-4-N GY - 3032871



Test adapter, Color: gray

---

## Feed-through terminal block - ST 4 - 3031364

### Accessories

Test adapter - PS-6 - 3030996



Test adapter, Color: red

---

Test plugs - PS-6/2,3MM RD - 3038736



Test plugs, Color: red

---

### Software

Software - CLIP-PROJECT ADVANCED - 5146040



Multilingual software for easy planning of Phoenix Contact on DIN rails together with the integrated TRABTECH-select software module for planning comprehensive surge protection concepts.

---

Software - CLIP-PROJECT PROFESSIONAL - 5146053



Multi-lingual software for terminal strip project planning. A marking module allows professional labeling of markers and labels for marking terminal blocks, conductors, cables and devices. The additionally integrated software module TRABTECH-select for planning comprehensive surge protection concepts.

---

### Tools

Screwdriver - SZF 1-0,6X3,5 - 1204517



Actuation tool, for ST terminal blocks, also suitable for use as a bladed screwdriver, size: 0.6 x 3.5 x 100 mm, 2-component grip, with non-slip grip

## Feed-through terminal block - ST 4 - 3031364

### Accessories

---

Marker carriers - CARRIER-TM 300 - 0828282



Marker carriers, gray, Unlabeled, Mounting type: Snap into flat marker groove, Lettering field: 10.5 x 300 mm

Mounting material - ST-IL - 3039900

Operating decal for the ST terminal block



### Drawings

Circuit diagram

