

Feed-through terminal block - UK 5 N - 3004362

Please be informed that the data shown in this PDF Document is generated from our Online Catalog. Please find the complete data in the user's documentation. Our General Terms of Use for Downloads are valid (<http://download.phoenixcontact.com>)




Feed-through terminal block, Connection method: Screw connection, Cross section: 0.2 mm² - 6 mm², AWG: 24 - 10, Width: 6.2 mm, Color: gray, Mounting type: NS 35/7.5, NS 35/15, NS 32

Product Features

- ✓ Universal foot which can be used on NS 35... and NS 32... DIN rails
- ✓ The UK universal screw terminal block series has the typical features which are decisive for practical applications
- ✓ Potential distribution via fixed bridges in the terminal center or insertion bridges in the clamping space



Key commercial data

Packing unit	1 PCE
Minimum order quantity	50 PCE
Catalog page	Page 407 (CL1-2011)
GTIN	 4 017918 090760
Custom tariff number	85369010
Country of origin	GERMANY

Technical data

General

Number of levels	1
Number of connections	2
Color	gray
Insulating material	PA
Inflammability class according to UL 94	V0

Dimensions

Feed-through terminal block - UK 5 N - 3004362

Technical data

Dimensions

Width	6.2 mm
Length	42.5 mm
Height NS 35/7,5	47 mm
Height NS 35/15	54.5 mm
Height NS 32	52 mm

Technical data

Maximum load current	41 A (with 6 mm ² conductor cross section)
Rated surge voltage	8 kV
Pollution degree	3
Surge voltage category	III
Insulating material group	I
Connection in acc. with standard	IEC 60947-7-1
Nominal current I _N	32 A
Nominal voltage U _N	800 V
Open side panel	ja
Shock protection test specification	DIN EN 50274 (VDE 0660-514):2002-11
Back of the hand protection	guaranteed
Finger protection	guaranteed
Surge voltage test setpoint	9.8 kV
Result of surge voltage test	Test passed
Power frequency withstand voltage setpoint	2 kV
Result of power-frequency withstand voltage test	Test passed
Checking the mechanical stability of terminal points (5 x conductor connection)	Test passed
Bending test rotation speed	10 rpm
Bending test turns	135
Bending test conductor cross section/weight	0.2 mm ² / 0.2 kg
Bending test conductor cross section/weight	4 mm ² / 0.9 kg
Bending test conductor cross section/weight	6 mm ² / 1.4 kg
Result of bending test	Test passed
Conductor cross section tensile test	0.2 mm ²
Tractive force setpoint	10 N
Conductor cross section tensile test	4 mm ²
Tractive force setpoint	60 N
Conductor cross section tensile test	6 mm ²
Tractive force setpoint	80 N
Tensile test result	Test passed

Feed-through terminal block - UK 5 N - 3004362

Technical data

Technical data

Tight fit on carrier	NS 32/NS 35
Setpoint	5 N
Result of tight fit test	Test passed
Requirements, voltage drop	≤ 3.2 mV
Result of voltage drop test	Test passed
Temperature-rise test	Test passed
Conductor cross section short circuit testing	4 mm ²
Short-time current	0.48 kA
Conductor cross section short circuit testing	6 mm ²
Short-time current	0.72 kA
Short circuit stability result	Test passed
Proof of thermal characteristics (needle flame) effective duration	30 s
Result of thermal test	Test passed
Test specification, oscillation, broadband noise	DIN EN 50155 (VDE 0115-200):2008-03
Test spectrum	Service life test category 1, class B, on vehicle body
Test frequency	f ₁ = 5 Hz to f ₂ = 150 Hz
ASD level	0.02 g ² /Hz
Acceleration	0.8 g
Test duration per axis	5 h
Test directions	X-, Y- and Z-axis
Oscillation, broadband noise test result	Test passed
Test specification, shock test	DIN EN 50155 (VDE 0115-200):2008-03
Shock form	Half-sine
Acceleration	5g (10-150-10 Hz)
Shock duration	30 ms
Number of shocks per direction	3
Test directions	X-, Y- and Z-axis (pos. and neg.)
Shock test result	Test passed
Temperature index, insulating material (DIN EN 60216-1 (VDE 0304-21))	130 °C
Static insulating material application in cold	-60 °C

Connection data

Conductor cross section solid min.	0.2 mm ²
Conductor cross section solid max.	6 mm ²
Conductor cross section AWG/kcmil min.	24
Conductor cross section AWG/kcmil max	10
Conductor cross section stranded min.	0.2 mm ²
Conductor cross section stranded max.	4 mm ²

Feed-through terminal block - UK 5 N - 3004362

Technical data

Connection data

Min. AWG conductor cross section, stranded	24
Max. AWG conductor cross section, stranded	12
Conductor cross section stranded, with ferrule without plastic sleeve min.	0.25 mm ²
Conductor cross section stranded, with ferrule without plastic sleeve max.	4 mm ²
Conductor cross section stranded, with ferrule with plastic sleeve min.	0.25 mm ²
Conductor cross section stranded, with ferrule with plastic sleeve max.	2.5 mm ²
2 conductors with same cross section, solid min.	0.2 mm ²
2 conductors with same cross section, solid max.	1.5 mm ²
2 conductors with same cross section, stranded min.	0.2 mm ²
2 conductors with same cross section, stranded max.	1.5 mm ²
2 conductors with same cross section, stranded, TWIN ferrules with plastic sleeve, min.	0.5 mm ²
2 conductors with same cross section, stranded, TWIN ferrules with plastic sleeve, max.	2.5 mm ²
2 conductors with same cross section, stranded, ferrules without plastic sleeve, min.	0.25 mm ²
2 conductors with same cross section, stranded, ferrules without plastic sleeve, max.	1.5 mm ²
Cross section with insertion bridge, solid max.	4 mm ²
Cross section with insertion bridge, stranded max.	4 mm ²
Connection method	Screw connection
Stripping length	8 mm
Internal cylindrical gage	A4
Screw thread	M3
Tightening torque, min	0.6 Nm
Tightening torque max	0.8 Nm

Classifications

ETIM

ETIM 2.0	EC000897
ETIM 3.0	EC000897
ETIM 4.0	EC000897
ETIM 5.0	EC000897

UNSPSC

UNSPSC 11	39121410
UNSPSC 12.01	39121410
UNSPSC 13.2	39121410

Feed-through terminal block - UK 5 N - 3004362

Classifications

UNSPSC

UNSPSC 6.01	30211811
UNSPSC 7.0901	39121410

eCl@ss

eCl@ss 4.0	27141120
eCl@ss 4.1	27141120
eCl@ss 5.0	27141120
eCl@ss 5.1	27141120
eCl@ss 6.0	27141120
eCl@ss 7.0	27141120

Approvals

Approvals

Approvals

CSA / UL Recognized / KEMA-KEUR / cUL Recognized / GOST / LR / GL / BV / DNV / RS / ABS / PRS / KR / NK / CCA / IECCEB Scheme / GOST / cULus Recognized

Ex Approvals

IECEX / ATEX / FM approved / UL Recognized / cUL Recognized / GL / UL Recognized / cUL Recognized / INMETRO / cULus Recognized


Approvals submitted


Approval details


CSA	
mm ² /AWG/kcmil	28-10
Nominal current I _N	40 A
Nominal voltage U _N	600 V


Feed-through terminal block - UK 5 N - 3004362

Approvals

UL Recognized 	
mm ² /AWG/kcmil	30-10
Nominal current IN	30 A
Nominal voltage UN	600 V

KEMA-KEUR 	
mm ² /AWG/kcmil	4
Nominal voltage UN	800 V

cUL Recognized 	
mm ² /AWG/kcmil	30-10
Nominal current IN	30 A
Nominal voltage UN	600 V

GOST 	
--	--

LR	
mm ² /AWG/kcmil	4
Nominal current IN	32 A
Nominal voltage UN	800 V

GL	
----	--

BV	
----	--

Feed-through terminal block - UK 5 N - 3004362

Approvals

DNV

RS


ABS	
mm ² /AWG/kcmil	30-10
Nominal current IN	30 A
Nominal voltage UN	600 V

PRS

KR

NK

CCA	
mm ² /AWG/kcmil	4
Nominal voltage UN	800 V

IECEE CB Scheme 	
mm ² /AWG/kcmil	4
Nominal voltage UN	800 V

GOST 

cULus Recognized 

Feed-through terminal block - UK 5 N - 3004362

Accessories

Accessories

Assembly

End cover - D-UK 4/10 - 3003020



End cover, Length: 42.5 mm, Width: 1.8 mm, Height: 35.9 mm, Color: gray

Screw - ZSR - 2303608



Distance piece, metal, for branches of FB-150, with screw and thrust washer

Mounting clip - ZSR-EX - 0200017

Distance piece, metal, for branches of FB-150, with screw and thrust washer

Fixed bridge - FB-150 METER - 0201595



Cross connection rail, for fixed bridging of identical inputs and outputs, made of Cu, nickel-plated, 1 m long

Cover profile - EA 5 - 1024014



Single covers, color: transparent

Feed-through terminal block - UK 5 N - 3004362

Accessories

Cover profile - EA 5-WS - 1024085



Single covers, for covering one terminal block, with black symbol (lightning flash) snap fit, color: transparent/yellow

Step bracket - STL 10N/5N - 0204110



Step bracket, Number of positions: 2, Color: aluminum

Step bracket - STL 35/ 5 - 0204107



Step bracket, Number of positions: 2, Color: white aluminum

Separating plate - TS-K - 1302215



Separating plate, Length: 22 mm, Height: 22 mm, Color: gray

Partition plate - ATP-UK - 3003224



Partition plate, Length: 56 mm, Width: 1.5 mm, Height: 45.7 mm, Color: gray

Feed-through terminal block - UK 5 N - 3004362

Accessories

DIN rail - NS 32 PERF 2000MM - 1201002



G-profile DIN rail, material: Steel, perforated, height 15 mm, width 32 mm, length 2 m

DIN rail - NS 32 UNPERF 2000MM - 1201015



G-profile DIN rail, material: Steel, unperforated, height 15 mm, width 32 mm, length 2 m

DIN rail perforated - NS 35/ 7,5 PERF 2000MM - 0801733



DIN rail, material: steel galvanized and passivated with a thick layer, perforated, height 7.5 mm, width 35 mm, length: 2000 mm

DIN rail - NS 35/ 7,5 UNPERF 2000MM - 0801681



DIN rail, material: Steel, unperforated, height 7.5 mm, width 35 mm, length: 2 m

DIN rail - NS 35/ 7,5 WH PERF 2000MM - 1204119



DIN rail 35 mm (NS 35)

Feed-through terminal block - UK 5 N - 3004362

Accessories

DIN rail - NS 35/ 7,5 WH UNPERF 2000MM - 1204122



DIN rail 35 mm (NS 35)

DIN rail - NS 35/ 7,5 AL UNPERF 2000MM - 0801704



DIN rail, material: Aluminum, unperforated, height 7.5 mm, width 35 mm, length: 2 m

DIN rail - NS 35/ 7,5 ZN PERF 2000MM - 1206421



DIN rail, material: Galvanized, perforated, height 7.5 mm, width 35 mm, length: 2 m

DIN rail - NS 35/ 7,5 ZN UNPERF 2000MM - 1206434



DIN rail, material: Galvanized, unperforated, height 7.5 mm, width 35 mm, length: 2 m

DIN rail - NS 35/ 7,5 CU UNPERF 2000MM - 0801762



DIN rail, material: Copper, unperforated, height 7.5 mm, width 35 mm, length: 2 m

Feed-through terminal block - UK 5 N - 3004362

Accessories

End cap - NS 35/ 7,5 CAP - 1206560

DIN rail end piece, for DIN rail NS 35/7.5



DIN rail perforated - NS 35/15 PERF 2000MM - 1201730



DIN rail, material: steel galvanized and passivated with a thick layer, perforated, height 15 mm, width 35 mm, length: 2000 mm

DIN rail - NS 35/15 UNPERF 2000MM - 1201714



DIN rail, material: Steel, unperforated, height 15 mm, width 35 mm, length: 2 m

DIN rail - NS 35/15 WH PERF 2000MM - 0806602



DIN rail 35 mm (NS 35)

DIN rail - NS 35/15 WH UNPERF 2000MM - 1204135



DIN rail 35 mm (NS 35)

Feed-through terminal block - UK 5 N - 3004362

Accessories

DIN rail, unperforated - NS 35/15 AL UNPERF 2000MM - 1201756



DIN rail, deep drawn, high profile, unperforated, 1.5 mm thick, material: aluminum, height 15 mm, width 35 mm, length 2000 mm

DIN rail - NS 35/15 ZN PERF 2000MM - 1206599



DIN rail, material: Galvanized, perforated, height 15 mm, width 35 mm, length: 2 m

DIN rail - NS 35/15 ZN UNPERF 2000MM - 1206586



DIN rail, material: Galvanized, unperforated, height 15 mm, width 35 mm, length: 2 m

DIN rail - NS 35/15 CU UNPERF 2000MM - 1201895



DIN rail, material: Copper, unperforated, 1.5 mm thick, height 15 mm, width 35 mm, length: 2 m

End cap - NS 35/15 CAP - 1206573



DIN rail end piece, for DIN rail NS 35/15

Feed-through terminal block - UK 5 N - 3004362

Accessories

DIN rail - NS 35/15-2,3 UNPERF 2000MM - 1201798



DIN rail, material: Steel, unperforated, 2.3 mm thick, height 15 mm, width 35 mm, length: 2 m

End clamp - CLIPFIX 35 - 3022218



Snap-on end bracket, for 35 mm NS 35/7.5 or NS 35/15 DIN rail, can be fitted with Zack strip ZB 8 and ZB 8/27, terminal strip marker KLM 2 and KLM, width: 9.5 mm, color: gray

End clamp - CLIPFIX 35-5 - 3022276



Quick mounting end clamp for NS 35/7,5 DIN rail or NS 35/15 DIN rail, can be fitted with ZB 5 and ZBF 5 zack marker strip, KLM 2, KLM3, and KML3L terminal strip marker, parking option for FBS...5, FBS...6, KSS 5, KSS 6, width: 5.15 mm, color: gray

End clamp - E/NS 35 N - 0800886



End clamp, width: 9.5 mm, color: gray

End clamp - E/UK - 1201442



End clamp, for assembly on NS 32 or NS 35/7.5 DIN rail

Feed-through terminal block - UK 5 N - 3004362

Accessories

End clamp - E/UK 1 - 1201413



End clamps, for supporting the ends of double-level and three-level terminal blocks, width: 10 mm, color: gray

Bridges

Bridge bar isolator - IS-K 4 - 1302338



Bridge bar isolator, Color: gray

Bridge bar isolator - ISSBI 10- 6 - 0301505



Bridge bar isolator, Number of positions: 10, Color: silver

Jumper - LB 10-6 BU - 0202280



Jumper, Number of positions: 10, Color: blue

Jumper - LB 10-6 GY - 0202358



Jumper, Number of positions: 10, Color: gray

Feed-through terminal block - UK 5 N - 3004362

Accessories

Jumper - LB 100-6 GY - 0202345



Jumper, Number of positions: 100, Color: gray

Jumper - LB 100-6 BU - 0202303



Jumper, Number of positions: 100, Color: blue

Chain bridge - KB- 6-EX - 0201485



Chain bridge, Color: silver

Fixed bridge - FB 100- 6 - 0201524

Fixed bridge, Number of positions: 100, Color: silver

Fixed bridge - FBI 2- 6 - 0203438



Fixed bridge, Number of positions: 2, Color: silver

Feed-through terminal block - UK 5 N - 3004362

Accessories

Fixed bridge - FBI 10- 6 - 0203250



Fixed bridge, Number of positions: 10, Color: silver

Fixed bridge - FB 3- 6-EX - 0201469

Fixed bridge, Number of positions: 3, Color: silver

Fixed bridge - FB 2- 6-EX - 0201456



Fixed bridge, Number of positions: 2, Color: silver

Fixed bridge - FB 5- 6 - 0201029

Fixed bridge, Number of positions: 5, Color: silver

Fixed bridge - FBI 100- 6 - 0201650

Fixed bridge, Number of positions: 100, Color: silver

Fixed bridge - FBI 20- 6 - 0201867



Fixed bridge, Number of positions: 20, Color: silver

Fixed bridge - FB 10- 6-EX - 0201281

Fixed bridge, Number of positions: 10, Color: silver

Feed-through terminal block - UK 5 N - 3004362

Accessories

Fixed bridge - FB 10- 6 - 0201184

Fixed bridge, Number of positions: 10, Color: silver

Insertion bridge - EB 2- 6 - 0201155

Insertion bridge, Number of positions: 2, Color: gray



Insertion bridge - EB 3- 6 - 0201142

Insertion bridge, Number of positions: 3, Color: gray



Insertion bridge - EB 10- 6 - 0201139

Insertion bridge, Number of positions: 10, Color: gray



Switching jumper - USBRJ 2-7 - 2305538

Switching jumper, Color: silver



Feed-through terminal block - UK 5 N - 3004362

Accessories

Switching jumper - USBR 2-7 - 2303239



Switching jumper, Number of positions: 2, Color: silver

Jumper - LB 100-6 RD - 0202316



Jumper, Number of positions: 100, Color: red

Jumper - LB 10-6 RD - 0202293



Jumper, Number of positions: 10, Color: red

Marking

Warning label - WS 3- 6 - 1004115



Warning plate, with 2 plastic screws, across 3 terminal blocks, pitch 6 mm

Warning label - WS 4- 6 - 1004209



Warning plate, with 2 plastic screws, across 4 terminal blocks, pitch 6 mm

Feed-through terminal block - UK 5 N - 3004362

Accessories

Warning label - WS 5- 6 - 1004403

Warning plate, with 2 plastic screws, across 5 terminal blocks, pitch 6 mm



Marker cards - SBS 6:UNBEDRUCKT - 1007222



Marker cards, Card, white, Unlabeled, Can be labeled with: Plotter, Mounting type: Snap into tall marker groove, Snap into flat marker groove, For terminal block width: 6.2 mm, Lettering field: 6 x 6.1 mm

Zack marker strip - ZB 6:UNBEDRUCKT - 1051003



Zack marker strip, Strip, white, Unlabeled, Can be labeled with: Plotter, Mounting type: Snap into tall marker groove, For terminal block width: 6.2 mm, Lettering field: 6.15 x 10.5 mm

Zack marker strip - ZB 6 CUS - 0824992



Zack marker strip, Can be ordered: Strip, white, Labeled according to customer specifications, Mounting type: Snap into tall marker groove, For terminal block width: 6.2 mm, Lettering field: 6.15 x 10.5 mm

Marker for terminal blocks - UC-TM 6 - 0818085



Marker for terminal blocks, Sheet, white, Unlabeled, Can be labeled with: BLUEMARK CLED, Bluemark, Plotter, Mounting type: Snap into tall marker groove, For terminal block width: 6.2 mm, Lettering field: 5.6 x 10.5 mm

Feed-through terminal block - UK 5 N - 3004362

Accessories

Marker for terminal blocks - UC-TM 6 CUS - 0824589



Marker for terminal blocks, Can be ordered: By sheet, white, Labeled according to customer specifications, Mounting type: Snap into tall marker groove, For terminal block width: 6.2 mm, Lettering field: 5.6 x 10.5 mm

Marker for terminal blocks - UCT-TM 6 - 0828736



Marker for terminal blocks, Sheet, white, Unlabeled, Can be labeled with: Thermomark C+, Thermomark C, BLUEMARK CLED, Bluemark, Mounting type: Snap into tall marker groove, For terminal block width: 6.2 mm, Lettering field: 5.6 x 10.5 mm

Marker for terminal blocks - UCT-TM 6 CUS - 0829602



Marker for terminal blocks, Can be ordered: By sheet, white, Labeled according to customer specifications, Mounting type: Snap into tall marker groove, For terminal block width: 6.2 mm, Lettering field: 5.6 x 10.5 mm

Plug/Adapter

Short-circuit connector - KSS 6 - 0301547



Short-circuit connector, Number of positions: 2, Color: black

Short-circuit connector - KSS 3- 6 - 0309523



Short-circuit connector, Number of positions: 3, Color: black

Feed-through terminal block - UK 5 N - 3004362

Accessories

Test plugs - PS-UK 2,5 B/Z-6 - 3001239



Test plugs, Color: red

Test plugs - PS-UK 2,5 B/E - 3001132



Test plugs, Color: red

Reducing plug - RPS - 0201647



Reducing plug, Color: gray

Test plugs - MPS-MT - 0201744



Test plugs

Insulating sleeve - MPS-IH WH - 0201663



Insulating sleeve, Color: white

Feed-through terminal block - UK 5 N - 3004362

Accessories

Insulating sleeve - MPS-IH RD - 0201676



Insulating sleeve, Color: red

Insulating sleeve - MPS-IH BU - 0201689



Insulating sleeve, Color: blue

Insulating sleeve - MPS-IH YE - 0201692



Insulating sleeve, Color: yellow

Insulating sleeve - MPS-IH GN - 0201702



Insulating sleeve, Color: green

Insulating sleeve - MPS-IH GY - 0201728



Insulating sleeve, Color: gray

Feed-through terminal block - UK 5 N - 3004362

Accessories

Insulating sleeve - MPS-IH BK - 0201731



Insulating sleeve, Color: black

Female test connector - PSBJ 3/13/4 - 0201304



Female test connector, Color: silver

Female test connector - PSB 3/10/4 - 0601292



Female test connector, Color: silver

Software

Software - CLIP-PROJECT ADVANCED - 5146040



Multilingual software for easy planning of Phoenix Contact on DIN rails together with the integrated TRABTECH-select software module for planning comprehensive surge protection concepts.

Software - CLIP-PROJECT PROFESSIONAL - 5146053



Multi-lingual software for terminal strip project planning. A marking module allows professional labeling of markers and labels for marking terminal blocks, conductors, cables and devices. The additionally integrated software module TRABTECH-select for planning comprehensive surge protection concepts.

Feed-through terminal block - UK 5 N - 3004362

Drawings

Circuit diagram

