

Relay Module - PLC-RSC-230UC/21 - 2966207

Please be informed that the data shown in this PDF Document is generated from our Online Catalog. Please find the complete data in the user's documentation. Our General Terms of Use for Downloads are valid (<http://download.phoenixcontact.com>)



PLC relay, consisting of base terminal block PLC-BSC.../21 with screw connection and pluggable miniature relay with power contact, for assembly on DIN rail NS 35/7.5, 1 PDT, input voltage 230 V AC / 220 V DC


The illustration shows the version PLC-RSC-24DC/21

Product Features

- Narrow design
- Efficient connection to system cabling using V8 adapter
- RT III sealed relay
- Safe isolation according to DIN EN 50178 between coil and contact
- Integrated input circuit and interference suppression circuit
- Functional plug-in bridges



Key commercial data

Packing unit	1 PCE
Minimum order quantity	10 PCE
Catalog page	Page 82 (IF-2011)
GTIN	 4 017918 130695
Custom tariff number	85364900
Country of origin	GERMANY

Technical data

Note:

Utilization restriction	EMC: class A product, see manufacturer's declaration in the download area
-------------------------	---

Coil side

Relay Module - PLC-RSC-230UC/21 - 2966207

Technical data

Coil side

Nominal input voltage U_N	230 V AC (220 V DC)
Nominal input voltage U_N	220 V DC
Nominal input current at U_{IN}	3.2 mA (at $U_N = 230$ V AC)
Nominal input current at U_{IN}	3 mA (at $U_N = 220$ V DC)
Typical response time	7 ms
Typical release time	15 ms
Operating voltage display	Yes
Protective circuit	Bridge rectifier Bridge rectifier

Contact side

Contact type	Single contact, 1-PDT
Contact material	AgSnO
Maximum switching voltage	250 V AC/DC (The separating plate PLC-ATP should be installed for voltages larger than 250 V (L1, L2, L3) between identical terminal blocks in adjacent modules. Potential bridging is then carried out with FBST 8-PLC... or ...FBST 500...)
Minimum switching voltage	5 V (at 100 mA)
Maximum inrush current	(on request)
Min. switching current	10 mA (at 12 V)
Limiting continuous current	6 A
Interrupting rating (ohmic load) max.	140 W (at 24 V DC)
Interrupting rating (ohmic load) max.	20 W (for 48 V DC)
Interrupting rating (ohmic load) max.	18 W (for 60 V DC)
Interrupting rating (ohmic load) max.	23 W (for 110 V DC)
Interrupting rating (ohmic load) max.	40 W (for 220 V DC)
Interrupting rating (ohmic load) max.	1500 VA (for 250 V AC)

General data

Width	6.2 mm
Height	80 mm
Depth	94 mm
Test voltage relay winding/relay contact	4 kV AC (50 Hz, 1 min.)
Ambient temperature (operation)	-40 °C ... 55 °C
Ambient temperature (storage/transport)	-40 °C ... 85 °C
Operating mode	100% operating factor
Mechanical service life	2×10^7 cycles
Inflammability class according to UL 94	V0
Name	Standards/regulations
Standards/regulations	IEC 60664

Relay Module - PLC-RSC-230UC/21 - 2966207

Technical data

General data

Standards/regulations	EN 50178
Standards/regulations	IEC 62103
Pollution degree	3
Surge voltage category	III
Mounting position	Any
Assembly instructions	In rows with zero spacing

Connection data

Connection method	Screw connection
Conductor cross section solid min.	0.14 mm ²
Conductor cross section solid max.	2.5 mm ²
Conductor cross section stranded min.	0.14 mm ²
Conductor cross section stranded max.	2.5 mm ²
Conductor cross section AWG/kcmil min.	26
Conductor cross section AWG/kcmil max	14
Stripping length	8 mm
Screw thread	M3

Classifications

ETIM

ETIM 2.0	EC000196
ETIM 3.0	EC000196
ETIM 4.0	EC000196
ETIM 5.0	EC000196

UNSPSC

UNSPSC 11	39121515
UNSPSC 12.01	39121515
UNSPSC 13.2	39121515
UNSPSC 6.01	30211916
UNSPSC 7.0901	39121515

eCl@ss

eCl@ss 4.0	27371102
eCl@ss 4.1	27371102
eCl@ss 5.0	27371001
eCl@ss 5.1	27371001

Relay Module - PLC-RSC-230UC/21 - 2966207

Classifications

eCl@ss

eCl@ss 6.0	27371001
eCl@ss 7.0	27371001

Approvals

Approvals

Approvals

UL Recognized / UL Listed / cUL Recognized / GOST / cUL Listed / GL / UL Listed / cUL Listed / cULus Recognized / cULus Listed

Ex Approvals

Approvals submitted

Approval details

UL Recognized

UL Listed

cUL Recognized

GOST

cUL Listed

Relay Module - PLC-RSC-230UC/21 - 2966207

Approvals

GL

UL Listed



cUL Listed



cULus Recognized



cULus Listed



Accessories

Accessories

Assembly

DIN rail - NS 35/ 7,5 V2A UNPERF 2000MM - 0801377



DIN rail, Width: 35 mm, Height: 7.5 mm, Length: 2000 mm, Color: silver

DIN rail perforated - NS 35/ 7,5 PERF 2000MM - 0801733



DIN rail, material: steel galvanized and passivated with a thick layer, perforated, height 7.5 mm, width 35 mm, length: 2000 mm

Relay Module - PLC-RSC-230UC/21 - 2966207

Accessories

DIN rail - NS 35/ 7,5 CU UNPERF 2000MM - 0801762



DIN rail, material: Copper, unperforated, height 7.5 mm, width 35 mm, length: 2 m

DIN rail - NS 35/15 UNPERF 2000MM - 1201714



DIN rail, material: Steel, unperforated, height 15 mm, width 35 mm, length: 2 m

DIN rail - NS 35/15 CU UNPERF 2000MM - 1201895



DIN rail, material: Copper, unperforated, 1.5 mm thick, height 15 mm, width 35 mm, length: 2 m

DIN rail - NS 35/15-2,3 UNPERF 2000MM - 1201798



DIN rail, material: Steel, unperforated, 2.3 mm thick, height 15 mm, width 35 mm, length: 2 m

DIN rail, unperforated - NS 35/15 AL UNPERF 2000MM - 1201756



DIN rail, deep drawn, high profile, unperforated, 1.5 mm thick, material: aluminum, height 15 mm, width 35 mm, length 2000 mm

Relay Module - PLC-RSC-230UC/21 - 2966207

Accessories

DIN rail perforated - NS 35/15 PERF 2000MM - 1201730



DIN rail, material: steel galvanized and passivated with a thick layer, perforated, height 15 mm, width 35 mm, length: 2000 mm

DIN rail - NS 35/ 7,5 UNPERF 2000MM - 0801681



DIN rail, material: Steel, unperforated, height 7.5 mm, width 35 mm, length: 2 m

Separating plate - PLC-ATP BK - 2966841



Separating plate, 2 mm thick, required at the start and end of a PLC terminal strip. Furthermore, it is used for: visual separation of groups, safe isolation of different voltages of neighboring PLC relays in acc. with DIN VDE 0106-101, isolation

Bridges

Continuous plug-in bridge - FBST 500-PLC RD - 2966786



Continuous plug-in bridge, Length: 500 mm, Color: red

Continuous plug-in bridge - FBST 500-PLC BU - 2966692



Continuous plug-in bridge, Length: 500 mm, Color: blue

Relay Module - PLC-RSC-230UC/21 - 2966207

Accessories

Continuous plug-in bridge - FBST 500-PLC GY - 2966838



Continuous plug-in bridge, Length: 500 mm, Color: gray

Single plug-in bridge - FBST 6-PLC RD - 2966236



Single plug-in bridge, Length: 6 mm, Number of positions: 2, Color: red

Single plug-in bridge - FBST 6-PLC BU - 2966812



Single plug-in bridge, Length: 6 mm, Number of positions: 2, Color: blue

Single plug-in bridge - FBST 6-PLC GY - 2966825



Single plug-in bridge, Length: 6 mm, Number of positions: 2, Color: gray

Single plug-in bridge - FBST 8-PLC GY - 2967688



Single plug-in bridge, Length: 8 mm, Number of positions: 2, Color: gray

Marking

Relay Module - PLC-RSC-230UC/21 - 2966207

Accessories

Zack marker strip - ZB 6:UNBEDRUCKT - 1051003



Zack marker strip, Strip, white, Unlabeled, Can be labeled with: Plotter, Mounting type: Snap into tall marker groove, For terminal block width: 6.2 mm, Lettering field: 6.15 x 10.5 mm

Zack marker strip - ZB 6,LGS:FORTL.ZAHLEN - 1051016



Zack marker strip, Strip, white, labeled, Can be labeled with: Plotter, Printed horizontally: Consecutive numbers 1 - 10, 11 - 20, etc. up to 491 - 500, Mounting type: Snap into tall marker groove, For terminal block width: 6.2 mm, Lettering field: 6.15 x 10.5 mm

Zack marker strip - ZB 6/WH-100:UNBEDRUCKT - 5060935



Zack marker strip, Strip, white, Unlabeled, Can be labeled with: Plotter, Mounting type: Snap into tall marker groove, For terminal block width: 6.2 mm, Lettering field: 6.15 x 10.5 mm

Plug/Adapter

System connection - PLC-V8/FLK14/OUT - 2295554



V8-OUTPUT adapter for eight 6.2 mm PLC interfaces (1 PDT, etc./see "Supplementary Products"). 14-pos. flat-ribbon cable connection for the PLC system cabling, control logic: Plus switching

System connection - PLC-V8/FLK14/OUT/M - 2304102



V8-OUTPUT adapter for eight 6.2 mm PLC interfaces (1 PDT, etc./see "Supplementary Products"). 14-pos. flat-ribbon cable connection for the PLC system cabling, control logic: Minus switching

Relay Module - PLC-RSC-230UC/21 - 2966207

Accessories

System connection - PLC-V8/D15S/OUT - 2296058



V8-OUTPUT adapter for eight 6.2 mm PLC interfaces (1 PDT, etc./see "Additional Products"). 15-pin D-SUB male connector, control logic: Positive switching

System connection - PLC-V8/D15B/OUT - 2296061



V8-OUTPUT adapter for eight 6.2 mm PLC interfaces (1 PDT, etc./see "Additional Products"). 15-pin D-SUB female connector, control logic: Positive switching

Power terminal block

Power terminal block - PLC-ESK GY - 2966508



Power terminal block, for the input of up to four potentials, for mounting on NS 35/7.5

Tools

Screwdriver - SZF 1-0,6X3,5 - 1204517

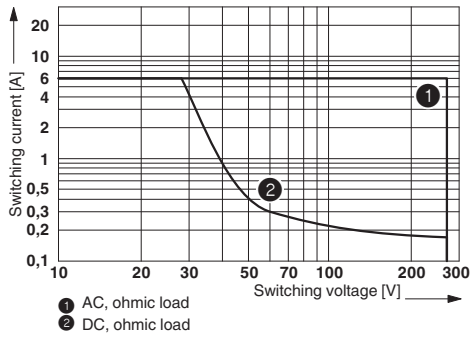


Actuation tool, for ST terminal blocks, also suitable for use as a bladed screwdriver, size: 0.6 x 3.5 x 100 mm, 2-component grip, with non-slip grip

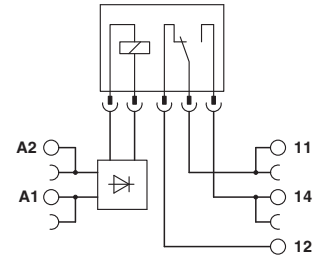
Drawings

Relay Module - PLC-RSC-230UC/21 - 2966207

Diagram

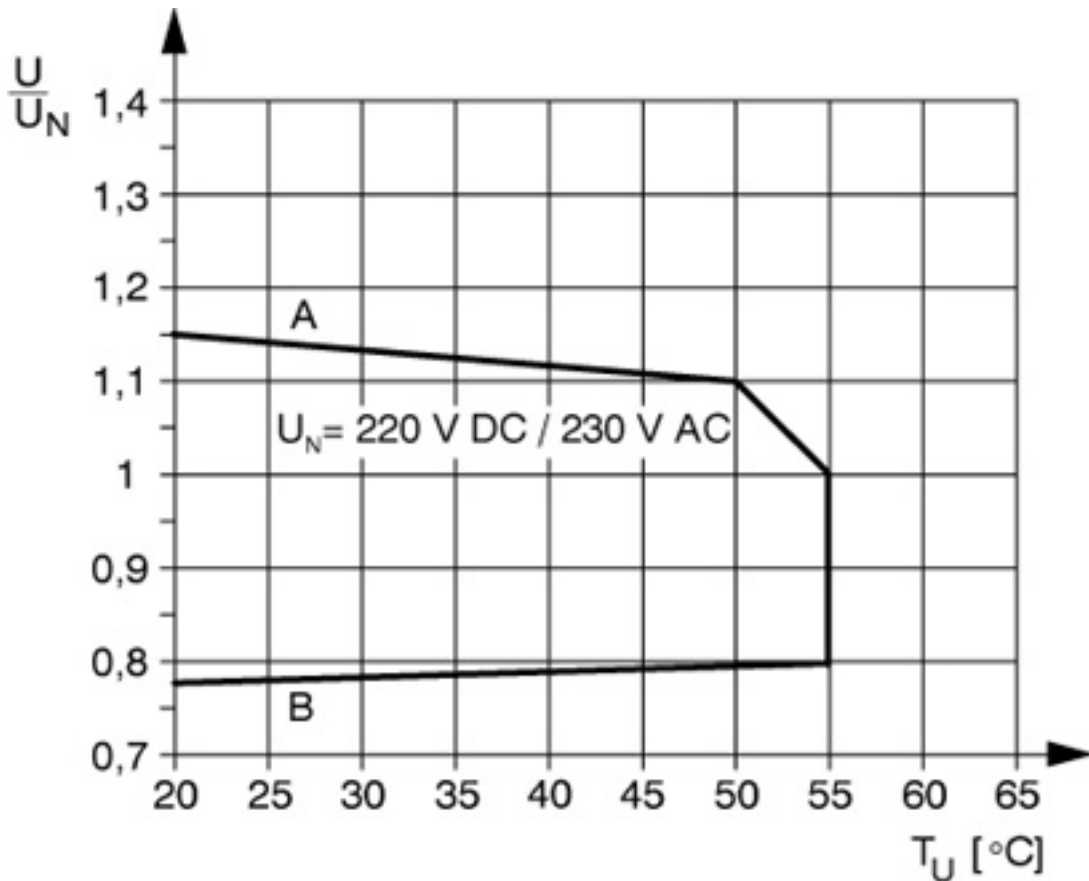


Circuit diagram



Interrupting rating

Diagram



Curve A
Maximum permissible continuous voltage U_{max} with limiting continuous current on the contact side (see relevant technical data)
Curve B

Relay Module - PLC-RSC-230UC/21 - 2966207

Minimum permissible operate voltage U_{op} after pre-excitation (see relevant technical data)

© Phoenix Contact 2013 - all rights reserved
<http://www.phoenixcontact.com>